

**UNITED STATES
STOVE CO.**

EST^d 1869

Keeping America Warm Since 1869



HISTORY

Our Woodside Stove, first made in South Pittsburg, Tennessee.



The U.S. Stove story began in Albany, New York in 1869—manufacturing and selling cast iron ranges, heaters, solid pipe and kitchen utensils. We shortly thereafter relocated to South Pittsburg, TN due to the close proximity to limestone, iron ore, coal, rail and transportation by water. By 1886, the largest stove foundry in America had been built in the Southeast.



Photo Credit Patrick Tomasso



US2500E-BP Wood Stove

A black wood stove is positioned in the center of a red brick fireplace. The fireplace has a curved corner design. On the left side of the fireplace, a silver deer head is mounted on the wall. Two stone shelves are attached to the fireplace: one on the left and one on the right. The right shelf holds two white ceramic vases. To the right of the stove, a set of fireplace tools (shovel, tongs, and a brush) is hanging on the wall. The floor in front of the fireplace is made of light-colored wood planks. The overall scene is a cozy, rustic interior.

WOOD STOVES

Sensibly comfortable.

US1269E Wood Stove



US1269E

Wood Stove

54,000 BTU's, 900 sq. ft.,
22" Log Length, 4.2g/hr, 120 lbs

Approved: Canada

UNITED STATES
STOVE CO.
EST. 1888



US2000E-P

Wood Stove

89,000 BTU's, 2,000 sq. ft.,
21" Log Length, 6" Flue,
100 CFM Blower, 2.9g/hr, 335 lbs

Approved: Mobile Home (US only) and Canada

UNITED STATES
STOVE CO.
EST. 1888



US2500E-P

Wood Stove

112,000 BTU's, 2,500 sq. ft.,
21" Log Length, 6" Flue,
100 CFM Blower, 3.1g/hr, 350 lbs

Approved: Mobile Home (US only) and Canada

UNITED STATES
STOVE CO.
EST. 1888



US3200E

Wood Stove

123,000 BTU's, 3,000 sq. ft., 21" Log Length,
6" Flue, 100 CFM Blower, 1.9g/hr, 420 lbs

Approved: Canada

UNITED STATES
STOVE CO.
EST. 1888

PELLET STOVES

Living efficiently.



US5522 Pellet Stove



US5513

Pellet Stove

1,300 sq. ft., 50 lb capacity, Operates up to 25 hours, Digital Controls, 1.3g/hr, 163 lbs

Qualifies for 30% IRS 25C Residential Energy Tax Credit

Approved: Mobile Home (US only) and Canada



US5517-P

Pellet Stove

1,700 sq. ft., 120 lb capacity, 120 CFM Blower, Digital Controls, 0.9g/hr, 287 lbs

Qualifies for 30% IRS 25C Residential Energy Tax Credit

Approved: Mobile Home (US only) and Canada



US5522

Pellet Stove

2,500 sq. ft., 160 lb capacity, Operates up to 80 hours, Digital Controls, 1.0g/hr, 131 lbs

Qualifies for 30% IRS 25C Residential Energy Tax Credit

Approved: Mobile Home (US only) and Canada



5040

Pellet Stove

40,000 BTU's, 1,800 sq. ft., 45 lb capacity, 120 CFM Blower, Digital controls, 0.5g/hr, 190 lbs

2020 Compliant

Approved: Mobile Home and Canada





AP5660

Pellet Stove

48,000 BTU's, 2,200 sq. ft., 50 lb capacity,
200 CFM Blower, Remote Control, 1.9g/hr, 270 lbs

Approved: Mobile Home (US only) and Canada

Ashley
America's Hearth Since 1905



AP5000

Pellet Stove

Wall Mounted Space Saver

24,000 BTU's, 1,000 sq. ft., 28 lb capacity,
150 CFM blower, supplied direct vent pipe, 1.8 g/hr, 230 lbs

Approved: Mobile Home (US only) and Canada

Ashley
America's Hearth Since 1905



GW1949

Non-Electric Pellet Stove

40,000 BTU's, 2000 sq. ft., 60lb capacity,
78% efficient, 1.9 g/hr, 131 lbs

Approved: Mobile Home (US only) and Canada

UNITED STATES
STOVE CO.
ESTD 1868



6041

Multi-Fuel

52,000 BTU's, 2,000 sq. ft., 60 lb capacity,
120 CFM Blower, Ash Pan included, 1.5 g/hr,
320 lbs. Available in legs, pedestal or insert.

Approved: Mobile Home (US only)

UNITED STATES
STOVE CO.
ESTD 1868



US5517-P Pellet Stove

THE FUTURE

No electricity needed. Less maintenance. Fewer breakdowns.



The revolutionary design of the GW1949 allows it to provide silent heat without the need for any electricity. No blowers, no auger, no mechanical parts, just pure gravity fed heat, artfully delivered to your home.




Photo Credit Andrew Ridley




Photo Credit Axel Holen



Photo Credit James Fitzgerald

OUTDOOR LIVING

Adventuring off grid.

Photo Credit Fabian Rousselot



USSLP21 & USSLP31

Smokeless Wood Burning Fire Pit

16.5"x21"x21"; 50 lbs

16.5"x31"x31"; 87 lbs

Heavy duty steel construction

Smokeless combustion system

Patented burner

Ease of use

Versatile design

Lifetime construction

Includes custom ash shovel (USSLP-AT)



BSK1000

Barrel Camp Stove Kit

All-inclusive kit containing everything you need to convert a 36 or 55 gallon steel drum into a stove. Kit contains legs, door, flue collar with damper and all mounting hardware.

CCS14 & CCS18

Caribou Backpacker Camp Stove

14"x17.88"x15.63"

14 lbs.

16.5"x19.38"x17.25"

18 lbs., heavy duty steel construction

Includes 6' of flue pipe

Easily adjust damper

Legs adjust from 10"-17.5"

Can use wood up to 16.5" long

Includes carry bag, flue brush, & damper tool.



BKAD500

Cast Iron Barrel Camp Stove Kit

for a Double Barrel Stove

Allow more heat out of your barrel stove with the addition of a double barrel kit. This kit contains a set of legs and collars.

Shown with 2 Optional 55 Gallon Drums, **DR55**



GAS APPLIANCES

Stylishly warm.

Photo Credit Yunxi Shi



AGC500VF

Gas Stove

31,000 BTU's, 1,000 sq. ft.,

LP or Natural Gas, No electricity needed

Available in Red, Mahogany, & Black

Ashley
America's Hearth Since 1905



AGVF340

Vent Free Gas Stove

33,000 BTU's, 1,100 sq. ft.,

LP or Natural Gas, Blower included

Ashley
America's Hearth Since 1905



AG34LK

Leg Kit

33,000 BTU's, 1,100 sq. ft.

LP or Natural Gas, Blower Included

Ashley
America's Hearth Since 1905



AG34IK

Insert Kit

33,000 BTU's, 1,100 sq. ft.

LP or Natural Gas, Blower Included

Ashley
America's Hearth Since 1905



AG34MK-WHITE

Mantle Kit

56.5" x 40.5"

Comes prefinished and ready for installation

Place against any wall where you have gas hookups

Ashley
America's Hearth Since 1905



AG34MK-OAK

Mantle Kit

56.5" x 40.5"

Comes prefinished and ready for installation

Place against any wall where you have gas hookups

Ashley
America's Hearth Since 1905



AG34MK-BLACK

Mantle Kit

56.5" x 40.5"

Comes prefinished and ready for installation

Place against any wall where you have gas hookups

Ashley
America's Hearth Since 1905



AG34MK-UNFINISHED

Mantle Kit

56.5" x 40.5"

Comes prefinished and ready for installation

Place against any wall where you have gas hookups

Ashley
America's Hearth Since 1905



COAL STOVES

Exceptionally durable.

Photo Credit Kamil Szumotalski



SR57E

Cast Iron Coal Stove
60,000 BTU's, 1,000 sq. ft.,
25 lb. Coal, 4-8" Cooktop,
1.3 Cu. Ft. Firebox, 155 lbs.



1869

Cast Iron Coal Stove
75,000 BTU's, 1,500 sq. ft.,
8" Cooktop

CIRCULATORS

Working reliably.

Photo Credit Deeson Patel



AW40

Wood Circulator

110,000 BTU's, 1,900 sq. ft.,

24" Log Length, 6" Flue,

4.1g/hr, Optional 100 CFM Blower,
256 lbs

Approved: Canada



BCAC

Wood Circulator

110,000 BTU's, 1,900 sq. ft.,

24" Log Length, 6" Flue,

4.1g/hr, Optional 100 CFM Blower,
256 lbs

Approved: Canada

FURNACES

Independently rugged.



Photo Credit Austin Wehrwein

THE HB1520

Traditional Wood Furnace. Exceeds 75% Efficiency.



The revolutionary design of the HB1520 Wood Furnace boasts a 180,000 BTU output covering up to 3,500 sq ft. Fill it up with logs up to 22" in length and with dual blowers you will be sure to stay warm.

3.95 Cu. Ft. firebox, 6" outlet ducts,

Approved: Canada



USG350

Pellet Grill

10lb hopper capacity

PID technology for precise temp control

Versatile temp range (180* - 500*)

350 sq in of cooking space

Automatic ignition



USG295SS

Pellet Grill

Portable design ideal for tailgating

PID technology for precise temp control

Versatile temp range (180* - 500*)

295 sq in of cooking space

Automatic ignition

Made of durable stainless steel



USG730SS

Pellet Grill

Patented Searing Station

PID technology for precise temp control

Versatile temp range (180* - 500*)

730 sq in of cooking space

Automatic ignition

Made of durable stainless steel



USG890SS

Pellet Grill

Patented Searing Station

PID technology for precise temp control

Versatile temp range (180* - 500*)

890 sq in of cooking space

Automatic ignition

Made of durable stainless steel





ACCESSORIES

Finishing touches.

Photo Credit Obed Hernandez



TEA KETTLE

TK-02

All cast iron construction
Adds humidity to the room
3 qt. capacity
Also comes in enamel



HEN STEAMER

CS-01

All cast iron construction
Adds fragrance to the room
Approximately 1 qt. capacity
Also comes in red



HEAVY DUTY LOG CART

LC-37

Heavy Duty steel
Holds a large amount of firewood at one time
Large 10" wheels



CONTAINER & SHOVEL KIT

1508

Stores ash, kindling, pellets, or charcoal
Satin Black Finish
6 Gallon capacity



ASH VACUUM

AV15E

2 Peak HP maximum.
6.5 Gallon metal tank.
3.25 ft. Flexible hose



GRILL GLOVES

USGGLV

Mid forearm 6.5 Gallon metal tank.
3.25 ft. Flexible hose



GRILL COVER

USGCOV350

Sleek black color
Form fitted for USG350 grill
Water and fade resistant



GRILL COVER

USGCOV730

Sleek black color
Form fitted for USG730 grill
Water and fade resistant



GRILL COVER

USGCOV890

Sleek black color
Form fitted for US8950 grill
Water and fade resistant



PELLET HOD

PCH

Black Finish
3 Gallon Capacity
Indoor/Outdoor Use



FIREBRICK

FBP6

6 pack set
For circulators,
wood and coal stoves, BBQ grills,
furnaces and inserts



CLEAN OUT DOOR

COD 8

8' x8" Cast iron chimney clean out door
Cast iron latches
For use in masonry chimneys & can be
used for new construction or to replace an
existing door.



14INCH STOVE TOOL SET

TG-01


Heavy duty steel construction
Contains: broom, shovel, poker & stand
Tools are 14 inches long
Stand included for easy storage



HEARTH GLOVE

GLV1

Red Cowhide Leather
Heavy Duty construction
For use with fireplaces & wood stoves
One size fits most



CAST IRON GRATE

G26 or G42

For Camp Stove Kit
Cast iron construction
26" & 42" available
Available in 6" & 8"



CIRCULATOR BLOWER

CB-36

Designed to circulate room air around
the firebox to heat the room faster



HEAT RECLAIMER

MH6 & MH8

Reclaims lost flue heat
100 CFM Blower fan
Available in 6" & 8"



DAMPER

D6 & D8

Automatic combustion
Helps prevent over drafting
Safer, efficient burning



GW1949 Pellet Stove




Photo Credit Martins Zemlickis

The logo for United States Stove Co. is a red rectangle with a thin white border. Inside, the words "UNITED STATES" and "STOVE CO." are written in white, bold, sans-serif capital letters, stacked one above the other.

**UNITED STATES
STOVE CO.**

ESTD 1869

When some people look at a crackling fire, they see more than a cozy atmosphere. They see freedom. Freedom to live in the way they choose, in homes that are more truly their own. For 150 years, US Stove has been empowering that spirit of freedom with heating appliances that keep Americans warm and self-reliant.

The background of the advertisement is a photograph of a misty, rural landscape. In the foreground, there is a dark, grassy field. In the middle ground, a line of bare trees stands in a foggy field. The sky is a soft, hazy orange and yellow, suggesting a sunrise or sunset.

www.usstove.com

1.800.750.2723